


System 5000

a complex of devices for ambulatory observation of the lower urinary tract function.

The system allows to obtain unique information about function of the urinary tract over the course of a normal daily regimen.

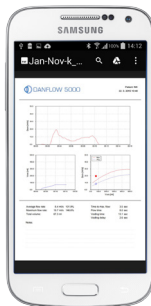
At present, the system includes:

- Electronic DanLog BDD micturition calendar (Bladder and Drinking Diary)
- Unique ambulatory DanFlow 5000 uroflowmeter with the possibility of evaluation via smartphone
- 4-channel DanLog 5000 ambulatory urodynamics



DANSOFT 5000 IS A SOFTWARE PROGRAM FOR EVALUATING DATA

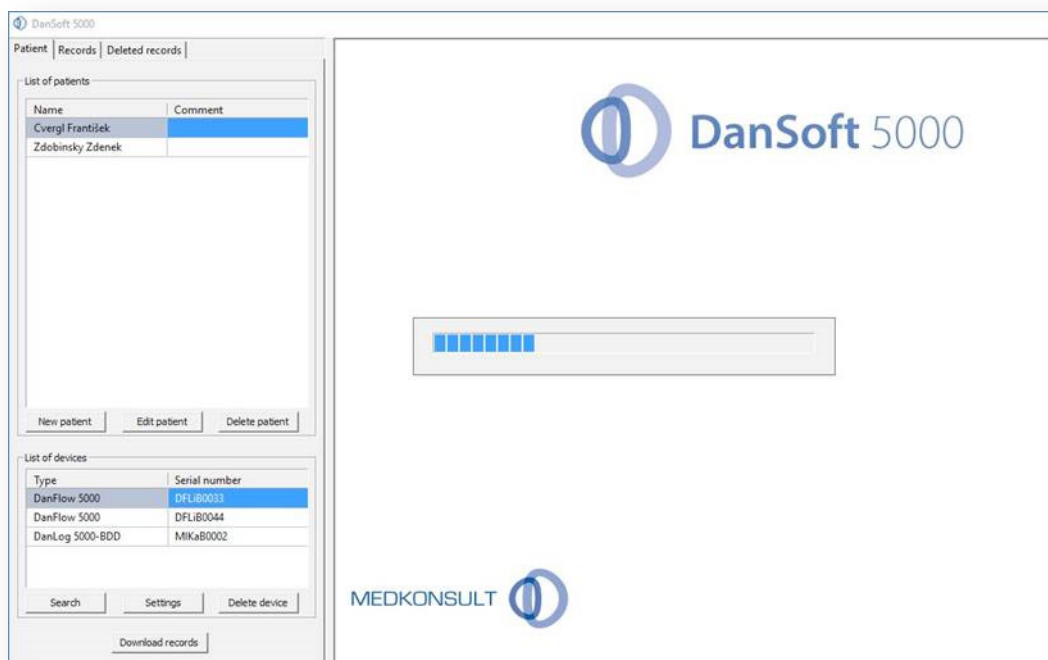
from all three devices of the 5000 system. It is designed for the Windows operating system (7, 8, and 10)



The software ensures:

- Wireless upload of the data from device and patient database
- Wireless reading of the data via Bluetooth
- Displaying the results and their analysis in the form of a diagram and statistical results
- Export and printing of the results
- Setting some of the parameters of the System 5000 devices, including the check of the battery condition.

Additionally, the DanFlow uroflowmeter is supported with applications running on smart phones with iOS and Android operating systems, where the patients can check their results by themselves and send them to their physician via e-mail.



THE DANLOG 5000-BDD

(Bladder and Drinking Diary) is an electronic micturition calendar which solves the most common problems of the handwritten micturition calendar: incompleteness and inaccuracy of the dates and times, problematic reading of the data written by the patient, as well as laborious evaluation and transfer of results into medical staff report.




The device enables recording following information for a period of up to one week:

- information about the time and volume of drinking and micturition
- information about the period of sleeping or being awake
- information about the frequency and seriousness of incontinency or urgency



After wireless transfer of the data to a PC, the data can be automatically set in a chart that includes statistical evaluation.

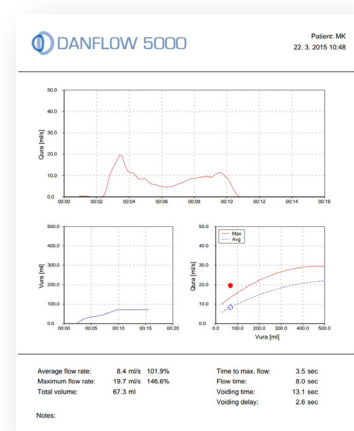
The results can also be fused with data from the DanFlow 5000 uroflowmeter.



THE DANFLOW 5000 IS A UNIQUE UROFLOWMETER

with inbuilt radio for Bluetooth communication, with the capacity of accumulators for measuring up to a one-week period with evaluation via PC, smartphone or tablets with Android and iOS platforms. The records from a smartphone can be sent to the doctor by email.

A. The device can be fully used with its basic configuration, which includes a sensor in the shape of a disc with a diameter of 10 cm, a case, and wireless charger. The basic software for Android and iOS is available on Google Play and the App Store. For multiple data processing over a longer period, the DanSoft 5000 software is suitable.




B. The uroflowmeter can also be put into the plastic holder of the funnel, thus increasing the accuracy of measurements. The funnel made from laminated paper can also be used on a one-time basis.



C. The system can also be supplemented with a folding, height-adjustable support with the possibility of contactless switching to the uroflowmeter in the support with a magnet. The comfort of measuring can then be compared to standard uroflowmeters.





DANLOG 5000 AMBULATORY URODYNAMICS


A device for measuring biomedical data via four sensors connected with a cable and monitored continuously over 24 hours. It allows measurement of the pressure, humidity, weight and other values from which you can determine the function of the lower urinary tract during common regimen conditions. It serves to input the symptoms as episodes of incontinency, urgency and coughs.



It allows to examine practically all urodynamic methods according to ICS, and the measurements can also be switched over to telemetric mode for real time control.

The data can be downloaded and displayed with the DanSoft 5000 programme and can also be evaluated with other programmes such as MatLab or Excel.





MEDKONSULT s.r.o.
Your specialist for diagnostics

